

AUDITOR'S REPORT

NAME OF THE TRUST: **SENSE INTERNATIONAL (INDIA)**

REGISTRATION NO.: **E – 11279**

I have audited the accounts of the above-named Trust for the year ended on 31st March 2023 and beg to report that,

1. The accounts are maintained regularly and by the provisions of the Act and the Rules.
2. Receipts and disbursements are properly and correctly shown in the Accounts.
3. The Cash Balance as on 31.3.2023 in the custody of the Manager/ Trustee are in the agreement with accounts.
4. Books, deeds, Accounts vouchers, and other documents and records required by us were produced before us.
5. An inventory, certified by the trustee, of the movables of the Trust has been maintained.
6. The Manager/ Trustee appeared before us and furnished the necessary information required by us.
7. No Property or Funds of the Trust were applied for any object or purpose other than the objects or purposes of the Trust.
8. The amounts outstanding for more than one year are Rs. Nil and the amount written off is Rs. Nil.
9. Tenders were invited for repairs or constructions for the expenditure involved in excess of Rs. 5,000/-.
10. No money of the Public Trust has been invested contrary to the provisions of Section 35.
11. No alienations of immovable property have been made contrary to the provisions of Section 36.

I further report that (refer to notes to accounts).

FOR, K. PRAVINCHANDRA & ASSOCIATES
CHARTERED ACCOUNTANTS
FRN: 11628W

Place: Ahmedabad
Date: 25th September 2023


KALPEN P. SHAH
PROPRIETOR
M. No.: 100993



K. Pravinchandra & Associates
Chartered Accountant

A Professional Service Firm

Advisory / Assurance / Credit & Risk / Operations / Tax

1, Hari Har Park Society, Nr. Old High Court Underbridge, Next to ADC Bank - Khet Bhavan, Navrangpura, Ahmedabad - 380009.
(T) + 079 26424101 (M) 9824653344 email accounts@kpbpo.com web www.kpbpo.com

UPIN : 23100993 BG WXCX 4038

SCHEDULE IX-C

(see rule 32)

Statement of Income liable to contribution for the year ending 31st March, 2023**Name of Public Trust:** Sense International India**Registration No:** E/11279**Address:** 2nd Floor, Admin Block, Andhjan Mandal Campus, Vastrapur, Ahmedabad**Phone:** 079-26301282 **Email:** info@senseintindia.org**Details of Bank Account:**

State Bank of India, New Delhi Main Branch, New Delhi

Account No.: 40099960025 **FCRA No.:** 041910231**Date:** 25th August, 2000 (Renewed 1st November, 2016)

Particulars		Amt. (Rs.)
Gross Annual Income		11,52,43,086
(i)	Details of Income not Chargeable to contribution under section 58 and rule 32	
	(a) Corpus	
	(1) From Country	
	(2) From Foreign Country; FCRA No.:041910231 Date: 25th August, 2000.	
	(b) General	
	(1) From Country	1,53,11,948
	(2) From Foreign Country; FCRA No.:041910231 Date: 25th August, 2000.	59,73,571
(ii)	Grants by Government and Local Authorities	
	(a) Government and Local Authorities	
	(b) From Foreign Country	
	(c) From Funding Agencies	
	(1) From Country	6,69,12,097
	(2) From Foreign Country; FCRA No.:041910231 Date: 25th August, 2000.	2,37,74,782
(iii)	Amount spent for the purpose of education	10,01,84,727
(iv)	Amount spent for the purpose of medical relief	
(v)	(A) Deductions out of income from lands used for agricultural purpose:	
	(a) Land Revenue and Local Fund Cess	
	(b) Rent Payable to superior landlord	
	(c) Cost of production, if lands are cultivated by trust	
	(B) Income from lands used for agricultural purpose	
(vi)	(A) Deductions out of income from lands used for non-agricultural purpose:	
	(a) Assessment, Cesses and other Government or Municipal Taxes	
	(b) Ground rent payable to superior landlord	
	(c) Insurance Premium	
	(d) Repairs @ 8.33 per cent, of gross rent of building	
	(e) Cost of collection @ 4 per cent, of gross rent of buildings let out:	
	(B) Income from lands used for non-agricultural purpose	
(vii)	Cost of collection of income or receipts from securities, stocks, etc. at 1 per cent, of such income:	
(viii)	Deductions on account of repairs in respect of buildings not rented and yielding to income, @ 8.33 per cent, of the estimated gross annual rent	
Total Income chargeable to contribution		NIL
Contribution payable		NIL

Place: Ahmedabad

Date: 25th September, 2023

For, K. Pravinchandra & Associates**Chartered Accountants**

Firm Reg No.: 116285W



(Kalpen P. Shah)
Proprietor
Mem. No.: 100993

For, Sense International (India)

Trustee
Nandini Rawal
Admin Block
Andhajan Mandal Campus
Vastrapur, Ahmedabad
Phone: +91-79-26303346

Sense International (India)

2nd Floor, Admin Block, Andhajan Mandal Campus, Vastrapur, Ahmedabad - 380015

Balance Sheet as on 31st March 2023

Reg. No. E/11279/AHMEDABAD dated 29th March 1997

Bombay Public Trusts (Gujarat) Rules, 1961, SCHEDULE VIII (Vide Rule 17(1))

Bank Account no. of Foreign Contribution: State Bank of India 40099960025 FCRA no. 041910231 dated 25th August 2000 (Renewed 1st November, 2016)

Funds and Liabilities	Sch No.	2022-23		2021-22		Property and Assets	Sch No.	2022-23		2021-22	
		Amt. (Rs.)	Amt. (Rs.)	Amt. (Rs.)	Amt. (Rs.)			Amt. (Rs.)	Amt. (Rs.)	Amt. (Rs.)	Amt. (Rs.)
Corpus Fund	A	18,03,141	18,03,141	18,03,141	18,03,141	Fixed Assets	G	27,16,590	26,60,469		
Endowment Funds	B	31,15,890	32,13,890	32,13,890	32,13,890	Investment of General Fund	H	10,44,676	10,10,517		
Trust Fund	C	6,58,04,539	4,76,97,553	4,76,97,553	4,76,97,553	Investment of Gratuity Fund	I	49,60,378	30,55,575		
Grants received in Advance	D	1,80,86,601	2,57,49,145	2,57,49,145	2,57,49,145	Current Assets	J	21,09,313	20,43,624		
Current Liabilities and Provisions	E	37,954	30,173	30,173	30,173	Grants Receivable	K	48,83,244	-		
Earmarked Funds	F	1,00,00,000	1,14,67,072	1,14,67,072	1,14,67,072	Cash and Bank Balances		8,31,33,924	8,11,90,789		
Total		9,88,48,124	8,99,60,974	8,99,60,974	8,99,60,974	Total		9,88,48,124	8,99,60,974		

Notes forming part of accounts: Schedule Q
As per report of even date

The above balance sheet to the best of my/our belief contains true account of the funds and liabilities and of the property and assets of

Place: Ahmedabad
Date: 25th September, 2023

For, K. Pravinchandra &
Associates
Chartered Accountants

For, Sense International
(India)



Trustee
Nandini Rawal
Admin Block
Andhajan Mandal Campus
Vastrapur, Ahmedabad

Executive Director
Akhil S. Paul
Admin Block
Andhajan Mandal Campus
Vastrapur, Ahmedabad
Phone: +91-79-26301282

Sense International (India)

2nd Floor, Admin Block, Andhajan Mandal Campus, Vastrapur, Ahmedabad - 380015

Income & Expenditure account for the year ended 31st March 2023

Reg. No. E/11279/AHMEDABAD

Bombay Public Trusts (Gujarat) Rules, 1961, SCHEDULE IX (Vide Rule 17(1))

Bank Account no. of Foreign contribution: State Bank of India 40099960025 FCRA no. 041910231 dated 25th August 2000 (Renewed 1st November, 2016)
State Bank of India, New Delhi Main Branch, New Delhi


Expenses	Sch. No.	2022-23 Amt. Rs.	2021-22 Amt. Rs.	Income	Sch. No.	2022-23 Amt. Rs.	2021-22 Amt. Rs.
To Expenditure in respect of Properties	L						
Rent, Electricity & Taxes		1,82,865	2,82,668				
Repairs and Maintenance Expenses		8,05,332	3,36,445	By Interest	O		
				Bank Interest		11,45,751	10,23,363
To Establishment Expenses	M	7,04,780	6,68,953	Interest on Funds		19,35,925	14,56,367
To Legal Expenses		1,000	7,506	By Donations in Cash or Kind	P		
To Audit Fees		4,32,500	2,62,500	Foreign Sources		59,73,571	73,04,208
To Depreciation		7,10,451	6,96,301	Local Sources		1,53,11,948	1,80,04,104
To Loss on Sale of Vending Machine		-	3,336				
To Expenditure on Objects of the Trust (FCRA details in schedule)	N			By Grants	Q		
(a) Religious		-	-	Foreign Contribution		2,37,74,782	2,17,96,655
(b) Educational (Deafblind)		9,73,47,800	6,70,18,088	Local Contribution		6,69,12,097	4,22,46,783
(c) Medical Relief		-	-				
(d) Relief of Poverty		-	-	By Income from other sources			
(e) Other Charitable Objects		-	-	Course Fees (Deafblindness)		80,500	2,75,500
				Miscellaneous Income		1,08,512	5,350
sub total		10,01,84,727	6,92,75,797				
Amount transferred to Earmarked Fund		-	1,00,00,000				
Excess of Income over Expenditure (transferred to General Fund - Sch C)		1,50,58,360	1,28,36,534	Excess of Expenditure over Income (transferred to General Fund)		-	-
Total		11,52,43,086	9,21,12,330	Total		11,52,43,086	9,21,12,330


Notes forming part of accounts: Schedule Q
As per report of even date

For, K. Pravinchandra & Associates
Chartered Accountants
Firm Reg No.: 116285W


For, Sense International (India)

Place: Ahmedabad
Date: 25th September, 2023


(Kalpen P. Shah)
Proprietor




Trustee
Nandini Rawal
Admin Block
Andhajan Mandal Campus
Vastrapur, Ahmedabad
Phone: +91-79-26303346


Executive Director
Akhil S. Paul
Admin Block
Andhajan Mandal Campus
Vastrapur, Ahmedabad
Phone: +91-79-26301282

Sense International (India)
Receipt & Payment account for Local Contribution for the year ended on 31.03.2023
Reg. No. E/11279/Ahmedabad

Receipts	Amt. Rs.	Amt. Rs.	Payments	Amt. Rs.	Amt. Rs.
To Opening Balance					
<u>Cash-in-hand</u>					
Cash	19,311	19,311	By Fixed Assets	5,83,517	5,83,517
Bank Accounts					
Bank of India (Delhi)	2,732				
HDFC Bank A/C No.'0039	6,06,442		By Expenditure incurred towards object of the trust	7,58,60,803	7,58,60,803
HDFC Bank A/C No.'4263	35,08,117				
HDFC Bank A/C No.'6711	22,670				
HDFC Bank (Fixed Deposit A/C)	60,00,000				
ICICI Bank A/C	64,41,383				
Axis Bank A/c No. '8467	15,81,391				
Axis Bank A/c No. '2311	32,19,464				
Axis Bank (Fixed Deposit A/C)	-		By Closing Balance		
ICICI Bank (Fixed Deposit A/C)	1,76,58,500		<u>Cash-in-hand</u>		
Central Bank of India (Fixed Deposit A/C)	-		Cash	8,424	8,424
Bank of India - Gratuity A/C	1,071				
Yes Bank A/c no.'1171'	20,00,781	4,10,42,549	Bank Accounts		
			Bank of India (Delhi)	2,732	
To Interest Income			HDFC Bank A/C No.'0039	15,09,273	
On Endowment Funds	26,633		HDFC Bank A/C No.'4263	9,73,065	
On General Fund	12,63,879		HDFC Bank A/C No.'6711	33,647	
Bank Interest	5,42,577	18,33,089	HDFC Bank (Fixed Deposit A/C)	60,00,000	
			ICICI Bank A/C	48,31,369	
To Contributions received in the form of			Axis Bank A/c No. '8467	18,12,997	
Misc Income	1,08,512		Axis Bank A/c No. '2311	39,07,187	
Course coordination fees	80,500		Axis Bank (Fixed Deposit A/C)	45,00,000	
Grants	6,99,71,485		ICICI Bank (Fixed Deposit A/C)	2,78,58,500	
Endowment Funds	12,000		Central Bank of India (Fixed Deposit A/C)	-	
Donations	1,53,11,948	8,54,84,445	Bank of India - Gratuity A/C	1,071	
			Yes Bank A/c no.'1171'	4,96,811	5,19,26,650
Total		12,83,79,395	Total		12,83,79,395

Notes forming part of accounts: Schedule Q
As per report of even date

Place : Ahmedabad
Date: 25th September, 2023

For, K. Pravinchandra & Associates
Chartered Accountants
Firm Reg No. - 116285W



(Kajal P. Shah)
Proprietor
Mem. No. - 100993

For, Sense International (India)

Nandini Rawal
Trustee
Nandini Rawal
Admin Block
Andhajan Mandal Campus
Vastrapur, Ahmedabad
Phone No - +91 -79 - 26303346

Akhil S. Paul
Executive Director
Akhil S. Paul
Admin Block
Andhajan Mandal Campus
Vastrapur, Ahmedabad
Phone No - +91 -79 - 26303346

Sense International (India)
Receipt & Payment account of for the year ended on 31st March, 2023
Reg. No. E/11279/Ahmedabad

Receipts	Amt. Rs.	Amt. Rs.	Payments	Amt. Rs.	Amt. Rs.
To Opening Balance					
<u>Cash-in-hand-FC</u>					
Cash	30,213		By Fixed Assets	7,66,572	7,66,572
			By Expenditure incurred towards object of the trust	10,10,35,172	10,10,35,172
<u>Cash-in-hand-NFC</u>					
Cash	19,311	49,524			
<u>Bank Accounts-FC</u>					
State Bank of India (Main FCRA Account)	1,40,82,308				
State Bank of India (Utilization Account)	1,03,36,028				
State Bank of India (GCC Project)	31,56,848				
Bank Of India (Ahmedabad)	12,56,122				
Bank of India (RFIT)	14,152				
Bank Of India (Fixed Deposit)	1,12,53,259	4,00,98,716			
<u>Bank Accounts-NFC</u>			By Closing Balance		
Bank of India (Delhi)	2,732		<u>Cash-in-hand-FC</u>		
HDFC Bank A/C No.'0039	6,06,442		Cash	33,756	
HDFC Bank A/C No.'4263	35,08,117				
HDFC Bank A/C No.'6711	22,670		<u>Cash-in-hand-NFC</u>		
HDFC Bank (Fixed Deposit A/C)	60,00,000		Cash	8,424	42,180
ICICI Bank A/C	64,41,383				
Axis Bank A/c No. '8467	15,81,391		<u>Bank Accounts-FC</u>		
Axis Bank A/c No. '2311	32,19,464		Bank Of India (Ahmedabad)	35,81,481	
ICICI Bank (Fixed Deposit A/C)	1,76,58,500		State Bank of India (Main FCRA Account)	65,67,027	
Bank of India - Gratuity A/C	1,071		State Bank of India (Utilization Account)	42,85,877	
Yes Bank A/c no.'1171'	20,00,781	4,10,42,549	State Bank of India (GCC Project)	56,244	
TDS refund		99,866	Bank of India (RFIT)	14,550	
To Interest Income			Bank Of India (Fixed Deposit)	1,66,59,914	3,11,65,094
On Endowment Funds	26,633		<u>Bank Accounts-NFC</u>		
On General Fund	19,09,292		Bank of India (Delhi)	2,732	
TDS refund	8,484		HDFC Bank A/C No.'0039	15,09,273	
Bank Interest	9,60,643	29,05,052	HDFC Bank A/C No.'4263	9,73,065	
			HDFC Bank A/C No.'6711	33,647	
			HDFC Bank (Fixed Deposit A/C)	60,00,000	
To Contributions received in the form of			ICICI Bank A/C	48,31,369	
Misc Income	1,08,512		Axis Bank A/c No. '2311	39,07,187	
Course coordination fees	80,500		Axis Bank A/c No. '8467	18,12,997	
Grants	7,92,53,429		Axis Bank (Fixed Deposit A/C)	45,00,000	
Donations	2,12,85,519		ICICI Bank (Fixed Deposit A/C)	2,78,58,500	
Endowment Funds	12,000	10,07,39,960	Bank of India - Gratuity A/C	1,071	
			Yes Bank A/c no.'1171'	4,96,811	5,19,26,650
Total		18,49,35,668	Total		18,49,35,668

Notes forming part of accounts: Schedule Q
As per report of even date

Place: Ahmedabad
Date: 25th September, 2023

For, K. Pravinchandra &
Associates
Chartered Accountants
Firm Reg No.: 116285W

(Kalpen P. Shah)
Proprietor
Mem. No.: 100993

For, Sense International (India)

Trustee
Nandini Rawal
Admin Block
Andhajan Mandal Campus
Vastrapur, Ahmedabad

Executive Director
Akhil S. Paul
Admin Block
Andhajan Mandal Campus
Vastrapur, Ahmedabad

Sense International (India)					
Receipt & Payment account of Foreign Contribution for the year ended on 31.03.2023					
Receipts	Amt. Rs.	Amt. Rs.	Payments	Amt. Rs.	Amt. Rs.
To Opening Balance					
<u>Cash-in-hand</u>			By Fixed Assets	1,83,055	1,83,055
Cash	30,213	30,213	By Expenditure incurred towards object of the trust	2,51,74,369	2,51,74,369
Bank Accounts					
State Bank of India (Main FCRA Account)	1,40,82,308				
State Bank of India (Ullization Account)	1,03,36,028				
State Bank of India (GCC Project)	31,56,848				
Bank Of India (Ahmedabad)	12,56,122				
Bank of India (RFIT)	14,152		By Closing Balance		
Bank Of India (Fixed Deposit)	1,12,53,259	4,00,98,716	<u>Cash-in-hand</u>		
TDS refund	99,866	99,866	Cash	33,756	33,756
To Interest Income			<u>Bank Accounts</u>		
TDS refund	8,484		State Bank of India (Main FCRA Account)	65,67,027	
On General Fund	6,45,413		State Bank of India (Ullization Account)	42,85,877	
Bank Interest	4,18,066	10,71,963	State Bank of India (GCC Project)	56,244	
To Contributions received in the form of			Bank Of India (Ahmedabad)	35,81,481	
Grants	92,81,944		Bank of India (RFIT)	14,550	
Donations	59,73,571	1,52,55,515	Bank Of India (Fixed Deposit)	1,66,59,914	3,11,65,094
Total		5,65,56,273	Total		5,65,56,273

Notes forming part of accounts: Schedule Q
As per report of even date

Place : Ahmedabad
Date: 25th September, 2023

For, K. Pravinchandra & Associates
Chartered Accountants
Firm Reg No.: 116285W



(K. P. Shah)
Proprietor
Mem. No. 1100993

For, Sense International (India)

Nandini Rawal
Trustee
Nandini Rawal
Admin Block
Andhajan Mandal Camp
Vastrapur, Ahmedabad
Phone: +91-79-263033

Akhil S. Paul
Executive Director
Akhil S. Paul
Admin Block
Andhajan Mandal Campus
Vastrapur, Ahmedabad
Phone: +91-79-26301282

Schedules forming part of Balance Sheet as on 31st March, 2023

SCHEDULE A - CORPUS FUND

Particulars	Opening balance	Addition during the year	Utilisation during the year	Closing balance
Corpus Fund (FC)	195	-	-	195
Sub-Total FC	195	-	-	195
Corpus Fund (NFC)	18,02,946	-	-	18,02,946
Sub-Total NFC	18,02,946	-	-	18,02,946
Total	18,03,141	-	-	18,03,141

SCHEDULE B - ENDOWMENT FUNDS

Particulars	Opening balance	Addition during the year	Utilisation during the year	Closing balance
FC				
Sadashiv and Saraswati Prasad Endowment Fund	5,84,138		-	5,84,138
Nozer and Burjish Memorial Endowment Fund	2,000	-	-	2,000
Sub-Total FC	5,86,138	-	-	5,86,138
Non FC				
Ajay Khanna Endowment Fund	55,000			55,000
Paul Suryavanshi Endowment Fund	12,97,000	-	1,10,000	11,87,000
Tulsi Project Private Limited Fund	5,00,000		-	5,00,000
Sugandh Endowment Fund	5,01,000		-	5,01,000
Kumud and Vasant Joshi Endowment Fund	26,000		-	26,000
Nozer and Burjish Memorial Endowment Fund	2,48,752	12,000	-	2,60,752
Sub-Total Non FC	26,27,752	12,000	1,10,000	25,29,752
Total	32,13,890	12,000	1,10,000	31,15,890

SCHEDULE C - TRUST FUND

Particulars	Opening balance	Addition during the year	Utilisation during the year	Closing balance
General Fund	4,46,41,978	1,62,02,182	-	6,08,44,160
Opening balance of General Funds	4,46,41,978		-	
Add : Excess of Income over Expenditure		1,50,58,360		
Add : Surplus of Closed Projects Transferred to General Funds		11,43,822		
Closing Balance of General Funds				6,08,44,160
Gratuity Fund	30,55,575	19,43,721	38,918	49,60,378
Total	4,76,97,553	1,81,45,903	38,918	6,58,04,538

N. Khanna

A. Patel

Schedules forming part of Balance Sheet as on 31st March, 2023

SCHEDULE D - GRANTS RECEIVED IN ADVANCE

Particulars	Opening balance	Received during the year (including bank interest)	Utilisation during the year	Closing balance
Foreign Contribution				
Asha For Education	77,327	83,000	1,30,059	30,268
Give India	12,316	-	10,552	1,764
Global Giving	21,65,995	-	-	21,65,995
Grand Challenges Canada	57,94,321	6,35,391	63,82,673	47,039
Kamal India Foundation	14,89,383	29,05,273	34,49,535	9,45,121
Common Wealth Foundation	12,14,885	2,83,966	14,98,851	-
Intel (Seed Grant)	99,228	7,66,871	8,66,099	-
Paul Hamlyn Foundation	19,05,691	17,50,000	36,55,691	-
Rural India Supporting Trust	8,536	-	8,536	-
Grants from Sense International (UK)				
Disability Inclusive Development	2,02,963	2,69,060	2,21,224	2,50,799
Jersey's Overseas Aid	26,087	7,06,827	7,32,914	-
St James Place	4,24,503	-	4,24,503	-
Thomas Cook	61,642	4,26,038	4,87,680	-
Sub-Total FC	1,34,82,877	78,26,426	1,78,68,317	34,40,986
Local Contribution Grants				
ABIL	10,64,363	-	-	10,64,363
Azim Premji Philanthropic Initiatives	39,94,891	3,16,88,879	2,69,09,285	87,74,485
Bajaj Auto Ltd.	4,77,014	18,60,028	23,37,042	-
Cheil India Pvt. Ltd.	4,12,500	-	-	4,12,500
DMCC Speciality Chemicals Limited	11,47,385	10,00,000	18,51,921	2,95,464
Give India	1,00,364	72,763	1,15,790	57,337
EdelGive Foundation	20,00,781	20,61,430	35,87,814	4,74,397
Microsoft India R & D Pvt Ltd	3,31,467	-	3,31,467	-
KHS Machinery Pvt. Ltd.	2,98,541	-	-	2,98,541
Kamal Udwadia Foundation	3,00,991	68,24,388	56,33,748	14,91,631
SPARSH MP	-	1,40,500	1,40,500	-
Kerakoll India Pvt. Ltd.	-	3,00,000	3,00,000	-
ART Housing Finance (India) Limited	-	2,36,250	2,36,250	-
Mukul Madhav Foundation	-	8,32,838	6,91,554	1,41,284
Intel Technology India Pvt. Ltd	-	7,70,000	7,70,000	-
SHELL	-	7,74,997	46,310	7,28,687
CU Shah Charitable Trust	-	21,00,000	18,29,872	2,70,128
GAIL(India) Limited	-	28,89,150	22,52,352	6,36,798
Sub-Total Non FC	1,01,28,297	5,15,51,223	4,70,33,905	1,46,45,615
Total	2,36,11,174	5,93,77,649	6,49,02,223	1,80,86,601

SCHEDULE E - CURRENT LIABILITIES & PROVISIONS

Particulars	FC	NFC	Total
Statutory liabilities			
TDS u/s 94 H		4	4
TDS u/s 94 J	23,608	-	23,608
TDS u/s 94 C	2,713	11,629	14,342
Total	26,321	11,633	37,954

SCHEDULE F - EARMARKED FUNDS

Particulars	Opening balance	Addition during the year	Utilisation during the year	Total balance
Programme & Development Fund				
	54,67,072	-	14,67,072	40,00,000
Total FC	54,67,072	-	14,67,072	40,00,000
Programme & Development Fund				
	60,00,000	-	-	60,00,000
Total NFC	60,00,000	-	-	60,00,000

N. Hawal

A. J. Patel

SCHEDULE G - FIXED ASSETS

Sr.	Particulars	Opening WDV on 01/04/2022	Additions during the year		Assets Sold during the Year	Value for Dep.	Rate of Dep. (%)	Total Dep.	Closing WDV on 31/03/2023
			More Than 180 Days	Less Than 180 Days					
	FC								
A	Land and Building								
1	Office Shed - FC	25,866	-	-	-	25,866	0%	-	25,866
B	Equipment								
2	Computer and Printers - FC	4,10,466	-	1,83,055	-	5,93,521	40%	2,00,797	3,92,724
3	Braille Printer - FC	672	-	-	-	672	40%	269	403
4	Office Equipment - FC	10,657	-	-	-	10,657	15%	1,599	9,058
5	Electric Equipment - FC	3,31,344	-	-	-	3,31,344	15%	49,702	2,81,642
6	Air Condition - FC	16,218	-	-	-	16,218	15%	2,433	13,785
C	Furniture and Fixture								
7	Furniture and Fixtures - FC	1,59,994	-	-	-	1,59,994	10%	15,999	1,43,995
8	Gas Installation - FC	1,485	-	-	-	1,485	10%	148	1,336
	Sub Total FC	9,56,701	-	1,83,055	-	11,39,756	-	2,70,947	8,68,809
	Non FC								
D	Land and Building								
1	Office Premises - NFC	5,51,000	-	-	-	5,51,000	0%	-	5,51,000
E	Equipment								
2	Computer and Printers - NFC	5,46,322	2,27,671	88,990	-	8,62,983	40%	3,27,395	5,35,588
3	Braille Display	26,995	-	-	-	26,995	40%	10,798	16,197
4	Air Condition - NFC	1,27,401	51,500	83,970	-	2,62,871	15%	33,133	2,29,738
5	Office Equipment - NFC	5,278	-	-	-	5,278	15%	792	4,486
6	Electric Equipments - NFC	2,61,271	21,329	18,699	-	3,01,299	15%	43,792	2,57,507
F	Furniture and Fixture								
7	Furniture and Fixtures - NFC	1,77,768	9,513	81,845	-	2,69,126	10%	22,820	2,46,306
8	Fire Guard - NFC	7,733	-	-	-	7,733	10%	773	6,960
	Sub Total Non FC	17,03,768	3,10,013	2,73,504	-	22,87,285	-	4,39,504	18,47,781
	TOTAL	26,60,469	3,10,013	4,56,559	-	34,27,041	-	7,10,451	27,16,590

A. Z. Farid

N. Farid

SCHEDULE H - INVESTMENTS

Wglawaf
A. Z. 1

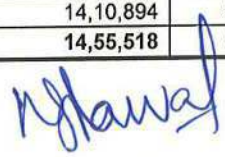
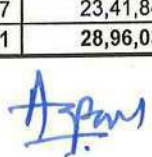
Schedules forming part of Balance Sheet as on 31st March, 2023

SCHEDULE I - CURRENT ASSETS

Particulars	FC	Non FC	Total Amt. Rs.
<u>Advance on Projects</u>			
AAINA Project, Bhubneswar	561	-	561
Aakanksha Project, Raipur	7,103	-	7,103
Deepshika Project, Ranchi	929	99,121	1,00,050
KSEDA Project, Kolkata	-	2,668	2,668
Manav Vikas Project, Nagpur	10,754	-	10,754
PBMA Project, Pune	-	90	90
Mathru Project, Bengaluru	-	2,69,897	2,69,897
MSSS Project, Trivandrum & Kanyakumari	-	2,659	2,659
MPVSS Project, Ujjain	-	22,433	22,433
BPA Project, Ahmedabad	-	42,239	42,239
NAB Project, Dhule	1,65,276	8,761	1,74,037
NAB Project, Shrirampur	45,961	39	46,000
NAB Project, New Delhi	-	743	743
NAB Project, Solapur	4,500	5,500	10,000
HCSS Project, Trichy	-	8,165	8,165
NAB Project, Nashik	-	53,099	53,099
Shishu Sarothi Project, Guwahati	-	94,472	94,472
Shreyas Project, Wayanad	-	13,095	13,095
Caritas Project, Goa	-	42,778	42,778
St. Mary's Project, Khammam	-	(1,915)	(1,915)
UETS Project, Kakinada	-	3,496	3,496
PGSS Project, Gorakhpur	-	1,402	1,402
Sahayogini Project, Mumbai	-	(13,941)	(13,941)
Digdarshika Project, Bhopal	-	62,562	62,562
CORD Project, Dharamshala	-	10,337	10,337
<u>Accrued Interest</u>			
Bank of India	2,14,342	-	2,14,342
Axis Bank	-	4,216	4,216
ICICI Bank	-	2,80,644	2,80,644
HDFC Bank	-	23,096	23,096
<u>Sunddry Debtors</u>			
Arshad Ansari	-	8,990	8,990
Infibeam Avenues Ltd.	-	6,425	6,425
Sonal Xerox	-	2,640	2,640
<u>Travel/Expense Advance to Staff</u>	500	1,03,058	1,03,558
<u>Deposits</u>			
Give India Deposit	3,000	-	3,000
Telephone Deposit	3,340	-	3,340
Toll Free No.	10,000	-	10,000
<u>TDS Receivable</u>			
Total TDS refund receivable (Previous years)	17,738	1,57,599	1,75,337
Total TDS refund receivable (A.Y. 2023-24)	64,606	2,46,334	3,10,940
Total	5,48,610	15,60,703	21,09,313

SCHEDULE J - GRANTS RECEIVABLE

Particulars	Opening balance	Received during the year (including bank interest)	Utilisation during the year	Closing balance
NON FC				
Bajaj Allianz General Insurance Co. Ltd	-	1,84,20,262	2,04,07,474	19,87,212
Total	-	1,84,20,262	2,04,07,474	19,87,212
FC				
Grants from Sense International (UK)				
Disability Inclusive Development	-	44,624	5,98,814	5,54,190
Nelumbo Foundation	21,37,971	14,10,894	58,90,707	23,41,842
Total	21,37,971	14,55,518	64,89,521	28,96,032

Handwritten signatures:



Schedules forming part of Balance Sheet as on 31st March, 2023

SCHEDULE K - CASH AND BANK BALANCES

Particulars	FC	Non FC	Total Amt. Rs.
Cash Balance			
Cash	33,756	8,424	42,180
Sub-Total	33,756	8,424	42,180
Balance in Bank - Savings Account			
Bank of India (Ahmedabad-Utilization Account)	35,81,481	-	35,81,481
Bank of India (RFIT Project)	14,550	-	14,550
State Bank of India (Main FCRA Account)	65,67,027		65,67,027
State Bank of India (Utilization Account)	42,85,877		42,85,877
State Bank of India (GCC Project)	56,244		56,244
Yes Bank (EdelGive-Grow Fund project)		4,96,811	4,96,811
Bank of India (Gratuity)	-	1,071	1,071
Bank of India (Delhi)	-	2,732	2,732
HDFC Bank, Vejalpur	-	15,09,273	15,09,273
HDFC Bank, Panchavati	-	9,73,065	9,73,065
HDFC Bank, Vastrapur		33,647	33,647
ICICI Bank, Drivein branch	-	48,31,369	48,31,369
Axis Bank, Ashram Road	-	18,12,997	18,12,997
Axis Bank (APPI Project)	-	39,07,187	39,07,187
Sub-Total	1,45,05,180	1,35,68,150	2,80,73,330
Balance in Bank - Term Deposits			
Held with Bank of India			
Sadashiv and Sarswati Prasad Endowment Fund	5,84,138		5,84,138
Nozer & Burjish Memorial Endowment Fund	2,000		2,000
Advance grant	20,00,000		20,00,000
General Fund	1,00,73,776		1,00,73,776
Earmarked Fund	40,00,000		40,00,000
Held with Axis Bank - Project advance grant		45,00,000	45,00,000
Held with ICICI Bank			
Ajay Khanna Endowment Fund		55,000	55,000
Kumud & Vasant Joshi Endowment Fund		26,000	26,000
Paul Suryavanshi Endowment Fund		11,87,000	11,87,000
Sugandh Endowment Fund		5,01,000	5,01,000
Tulsi Project Private Limited Fund		5,00,000	5,00,000
Nozer & Burjish Memorial Endowment Fund		2,60,752	2,60,752
Advance grant		27,00,000	27,00,000
Corpus Fund		89,500	89,500
Earmarked Fund		60,00,000	60,00,000
General Fund		1,65,39,248	1,65,39,248
Held with HDFC Bank			-
General Fund		60,00,000	60,00,000
Sub-Total	1,66,59,914	3,83,58,500	5,50,18,414
Total	3,11,98,850	5,19,35,074	8,31,33,924

N. Shaukat

A. Faruq

**Schedules forming part of Income & Expenditure Account
for the year ended 31st March 2023**

SCHEDULE L - EXPENDITURE IN RESPECT OF PROPERTIES

Particulars	FC Amt. Rs.	NFC Amt. Rs.	Total Amt. Rs.
Rent, Electricity & Taxes			
Office Rent		48,000	48,000
Electricity		1,34,865	1,34,865
Total	-	1,82,865	1,82,865
Repairs & Maintenance Expenses			
General repairs		3,66,709	3,66,709
Electric maintenance		49,538	49,538
Office setup		6,862	6,862
Maintenance & Cleaning		3,01,576	3,01,576
Computer maintenance	1,298	79,349	80,647
Total	1,298	8,04,034	8,05,332

SCHEDULE M - ESTABLISHMENT EXPENSES

Particulars	FC Amt. Rs.	NFC Amt. Rs.	Total Amt. Rs.
Communication & Information Dissemination Expenses			
Postage & Courier	25,510	4,601	30,111
Telephone/Fax & Mobile	6,065	5,501	11,566
Website hosting		15,606	15,606
Internet	2,992	44,093	47,085
Total	34,567	69,801	1,04,368
Office Expenses, Supplies & Sundries			
Hospitality		31,970	31,970
Stationery, Supplies & Consumables	9,616	62,823	72,439
Conveyance		16,575	16,575
Bank charges	18,046	450	18,496
Rounded Off	(1)	41	41
ECS & EDC maintenance & Payment gateway charges		1,67,864	1,67,864
Interest on TDS		145	145
Insurance		1,73,799	1,73,799
Subscription renewal exp.	58,456	60,627	1,19,083
Total	86,118	5,14,294	6,00,412

[Signature]

[Signature]

**Schedules forming part of Income & Expenditure Account
for the year ended 31st March 2023**

SCHEDULE N - EXPENDITURE ON OBJECT OF THE TRUST			
Particulars	FC Amt. Rs.	NFC Amt. Rs.	Total Amt. Rs.
Human Resource Costs			
Learning & development (review, training & seminars)	56,688	3,61,312	4,18,000
Staff welfare		5,799	5,799
Admin Charges for EPF	44,238	50,708	94,946
Contribution to Gratuity Fund		7,22,927	7,22,927
Staff Relocation exp.		39,500	39,500
Recruitment		3,800	3,800
Sub-Total	1,00,926	11,84,046	12,84,972
Governance & Management Expenses			
Governance	3,55,897		3,55,897
Salary & benefits	35,83,505	21,72,435	57,55,940
Sub-Total	39,39,402	21,72,435	61,11,837
Advocacy & Networks Expenses			
Advocacy on deafblindness	8,75,843	8,00,934	16,76,777
Transnational Exchange Visit	10,30,555		10,30,555
Networks of families, teachers & deafblind adults	42,96,562	25,52,392	68,48,954
Salary & benefits	18,83,895	9,38,485	28,22,381
Sub-Total	80,86,856	42,91,811	1,23,78,667
Mental Health Awareness and Support Expenses			
Data Entry and Analysis	24,000		24,000
Mental Health Workshop	6,76,367	1,28,064	8,04,431
Community meeting	9,530		9,530
Training of Field Staff for Data Collection	668		668
Regional health camp	4,675		4,675
Salary & benefits	17,67,610	15,961	17,83,571
Sub-Total	24,82,850	1,44,025	26,26,875
Programme & Capacity Building Expenses			
Leadership & Capacity building training to partners	4,46,168		4,46,168
Income generation small grant support to deafblind adults		5,24,900	5,24,900
Monitoring & Evaluation & Capacity building of partners	7,16,027	12,18,291	19,34,318
Awareness visits of project partners	1,35,333	84,502	2,19,835
Assistive Devices to Deafblind Childrens and Adults		2,25,204	2,25,204
Medical and Nutrition Support to Deafblind Children and Adults	10,686	81,000	91,686
Salary & benefits	14,35,278	21,16,604	35,51,883
Sub-Total	27,43,492	42,50,501	69,93,994
Training Expenses			
Teacher Training Course (TTC) Sponsorship		1,92,435	1,92,435
Training on deafblind issues	16,18,045	26,47,374	42,65,419
Training to deafblind adults	1,47,565		1,47,565
Mentoring costs	1,43,030	3,37,280	4,80,310
Onsite trainings to deafblind educators & parents	2,87,305	6,65,242	9,52,547
SSA trainings - school teachers	-	2,02,995	2,02,995
Salary & benefits	22,93,026	20,97,823	43,90,849
Sub-Total	44,88,971	61,43,149	1,06,32,120
Public Engagement & Organisational Development Expenses			
Public Awareness & Engagement on deafblindness		33,78,478	33,78,478
Consultancy fees		4,61,700	4,61,700
Information production & dissemination	4,08,360	2,05,343	6,13,703
Events & Donor management		12,42,936	12,42,936
Salary & benefits	13,34,821	46,82,008	60,16,829
Sub-Total	17,43,181	99,70,465	1,17,13,646

Handwritten signature: N. K. Nayak

Handwritten signature: A. P. Patel

**Schedules forming part of Income & Expenditure Account
for the year ended 31st March 2023**

Particulars	FC Amt. Rs.	NFC Amt. Rs.	Total Amt. Rs.
Projects on Deafblindness			
Digadarshika Project, Bhopal		19,83,378	19,83,378
NAB Project, Dhule		12,17,570	12,17,570
NAB Project, Shrirampur		18,43,800	18,43,800
NAB Project, Solapur		16,82,125	16,82,125
Deepshika Project, Ranchi		12,68,561	12,68,561
BPA Project, Ahmedabad		12,98,448	12,98,448
HCSS Project, Trichy		18,71,064	18,71,064
KSSS Project, Kottayam		22,80,550	22,80,550
KSEDA Project, Kolkatta		15,01,306	15,01,306
MPVSS Project, Ujjain		32,15,446	32,15,446
MSSS Project, Trivandrum		33,99,928	33,99,928
Deafblind Project, Bengaluru		13,19,276	13,19,276
NAB Project, New Delhi		4,87,757	4,87,757
CORD Project, Dharamshala		18,36,392	18,36,392
PBMA Project, Pune		11,59,911	11,59,911
Caritas Project, South & North Goa		12,17,222	12,17,222
PGSS, Maharajganj & Siddharthnagar		26,71,325	26,71,325
Sahyogini Project, Mumbai		34,60,588	34,60,588
SII Project, Thane		12,71,167	12,71,167
Shishu Sarothi Project, Guwahati		8,60,338	8,60,338
Shyeyas Project, Wayanad		20,13,324	20,13,324
St. Mary's Project, Khammam		17,12,013	17,12,013
Victory India Project, Kuppam		19,85,272	19,85,272
NAB Project, Nashik		20,16,543	20,16,543
UETS Project, Kakinada		20,32,385	20,32,385
Sub-Total	-	4,56,05,689	4,56,05,689
TOTAL	2,35,85,678	7,37,62,121	9,73,47,800

[Signature]

[Signature]

**Schedules forming part of Income & Expenditure Account
for the year ended 31st March 2023**

SCHEDULE O - INTEREST

Particulars	FC	Non FC	Total Amt. Rs.
Bank Interest:			
Bank Interest	5,94,690	5,42,577	11,37,267
Interest on I.Tax Refund	8,484		8,484
Sub-Total	6,03,174	5,42,577	11,45,751
Interest on Funds:			
Endowment Fund	-	26,633	26,633
Earmarked Fund	-	99,682	99,682
General Fund	6,45,413	11,64,197	18,09,610
Sub-Total	6,45,413	12,90,512	19,35,925
Total	12,48,587	18,33,089	30,81,676

SCHEDULE P - DONATIONS IN CASH OR KIND

Particulars	FC	Non FC	Total Amt. Rs.
Individuals	1,71,133	97,83,133	99,54,266
Institutions	58,02,438	66,76,575	1,24,79,013
Total	59,73,571	1,53,11,948	2,12,85,519

N. Hanu

A. J. Paul

**Schedules forming part of Income & Expenditure Account
for the year ended 31st March 2023**

SCHEDULE Q - GRANTS RECOGNISED DURING THE YEAR

Particulars	Opening balance	Income received during the year	Grant received in advance	Transfer to general fund	Income recognised during the year
Foreign Contribution					
Common Wealth Foundation	12,14,885	2,83,966	-	-	14,98,851
Asha For Education	77,327	83,000	30,268	-	1,30,059
Give India	12,316	-	1,764	10,552	-
Grand Challenges Canada	57,94,321	6,35,391	47,039	1,32,000	62,50,673
Intel (Seed Grant)	99,228	7,66,871	-	2,97,421	5,68,678
Kamal India Foundation	14,89,383	29,05,273	9,45,121	(34,682)	34,84,217
Global Giving Covid Relief Fund	21,65,995	-	21,65,995	-	-
Paul Hamlyn Foundation	19,05,691	17,50,000	-	119	36,55,572
Rural India Supporting Trust	8,536	-	-	-	8,536
Grants from Sense International (UK)					
Disability Inclusive Development	2,02,963	3,13,684	(3,03,391)	95,992	7,24,046
Jersey's Overseas Aid	26,087	7,06,827	-	96,413	6,36,501
Nelumbo Foundation	21,37,971	14,10,894	(23,41,842)	-	58,90,707
St James Place	4,24,503	-	-	-	4,24,503
Thomas Cook	61,642	4,26,038	-	(14,759)	5,02,439
Total FC	1,56,20,848	92,81,944	5,44,954	5,83,056	2,37,74,782
Local Contribution					
Azim Premji Philanthropic Initiatives	39,94,891	3,16,88,879	87,74,485	47,082	2,68,62,203
Bajaj Allianz General Insurance Co. Ltd	-	1,84,20,262	(19,87,212)	-	2,04,07,474
ABIL	10,64,363	-	10,64,363	-	-
Bajaj Auto Ltd.	4,77,014	18,60,028	-	2,72,742	20,64,300
Cheil India Pvt. Ltd.	4,12,500	-	4,12,500	-	-
DMCC Speciality Chemicals Limited	11,47,385	10,00,000	2,95,464	-	18,51,921
Give India	1,00,364	72,763	57,337	10,800	1,04,990
Microsoft India R & D Pvt Ltd	3,31,467	-	-	17,449	3,14,018
EdelGive Foundation	20,00,781	20,61,430	4,74,397	-	35,87,814
KHS Machinery Pvt. Ltd.	2,98,541	-	2,98,541	-	-
Kamal Udwadia Foundation	3,00,991	68,24,388	14,91,631	(20,392)	56,54,140
Sparsh-MP	-	1,40,500	-	1,40,500	-
SHELL	-	7,74,997	7,28,687	-	46,310
Kerakoll India Pvt. Ltd.	-	3,00,000	-	645	2,99,355
GAIL(India) Limited	-	28,89,150	6,36,798	-	22,52,352
ART Housing Finance (India) Limited	-	2,36,250	-	(204)	2,36,454
Mukul Madhav Foundation	-	8,32,838	1,41,284	-	6,91,554
CU Shah Charitable Trust	-	21,00,000	2,70,128	-	18,29,872
Intel Technology India Pvt. Ltd	-	7,70,000	-	60,660	7,09,340
Total NFC	1,01,28,297	6,99,71,485	1,26,58,403	5,29,282	6,69,12,097
Total	2,57,49,145	7,92,53,429	1,32,03,357	11,12,338	9,06,86,879

Handwritten signature: n. d. d. d.

Handwritten signature: A. J. d. d.

SENSE INTERNATIONAL (INDIA)

SCHEDULE Q: NOTES FORMING PART OF ACCOUNTS

SIGNIFICANT ACCOUNTING POLICIES: -

1. Basis of Accounting:

Books of accounts are maintained on the Historical Cost Convention and Going Concern Concept. The Accrual System of Accounts is generally followed to record all Incomes and Expenditures. Accounts are maintained as per Generally Accepted Accounting Principles and are in line with relevant guidelines, statements, and standards issued by the Institute of Chartered Accountants of India.

2. Fixed Assets:

The Fixed Assets are shown at Written Down Value after providing for Depreciation as per Income – Tax Rules, 1962.

3. Investments:

Value of Investments has been adjusted to include interest accrued thereon as of 31st March 2023.

4. Revenue Recognition:

- a) Revenue consists of Donation, Grant, and Interest (on investment) Income.
- b) Donation Income is recognized and accounted for on a receipt basis. Grant Income and Interest (on investment) Income is recognized and accounted for on an accrual basis.
- c) Where Income in the form of Grants have been utilized for Charitable purpose but has not been received in whole or part for any reason, the grant receivable has been recognized under accrual as Grant Income and at the same time been shown under 'Grants Receivable' in the Balance sheet. Grant Income is Income, confirmed secured by contracts.

5. Grants received in advance:

- a) Grants which are received during the financial year in advance for utilization in the subsequent financial year are shown under 'Advance Grants' in the financial statements.
- b) Accrued Interest Income on the same is credited to the balance of advance grants. These grants will be shown as Income in the subsequent financial year during which the expenditure sanctioned under these Grants is incurred.

6. Donations:

- a) Endowment Donations are directly credited to the respective Endowment Fund and reflected in the Balance sheet.
- b) Donations received for specific purposes are credited to the respective Specific Fund.
- c) Corpus Donations are directly reflected in the Balance sheet.

7. Expenditure:

Payments on salary, establishment expenses, training, advocacy, network expenses, monitoring and evaluation expenses, etc. are incurred for undertaking/ evaluating various projects across India for deafblind people. For the sake of proper disclosure, the same is treated under the appropriate head, instead of treating it as an expenditure on the object of the trust.

8. TDS Refund:


TDS refund of INR 99,866 for the A.Y. 2021-22 received in the FCRA bank account in the current FY 2022-23.

TDS refund receivable u/s 194A, 194C & 194 JB in FC & Non-FC represents the A.Y. 2023-24 respectively.

9. Previous figures have been regrouped and rearranged wherever necessary to make them comparable with the current financial year.

For, K. Pravinchandra & Associates
Chartered Accountants

For, Sense International (India)


(Kalpen P. Shah)
M. No.: 100993
FRN: 116285W




Trustee
Nandini Rawal


Executive Director
Akhil S. Paul

Place: Ahmedabad
Date: 25th September 2023